



TR 60M 430-450 Watt Mono-facial

Tiling Ribbon (TR) Technology

Positive power tolerance of 0~+3%

TIGER Pro



KEY FEATURES



TR technology + Half Cell

TR technology with Half cell aims to eliminate the cell gap to increase module efficiency (mono-facial up to 21.24 %)



MBB instead of 5BB

MBB technology decreases the distance between bus bars and finger grid line which is benefit to power increase.



Higher lifetime Power Yield

2.0% first year degradation,
0.55% linear degradation



Best Warranty

12 year product warranty,
25 year linear power warranty



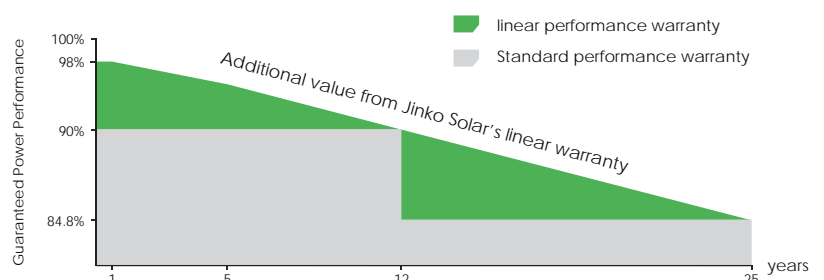
Strengthened Mechanical Support

5400 Pa snow load, 2400 Pa wind load



LINEAR PERFORMANCE WARRANTY

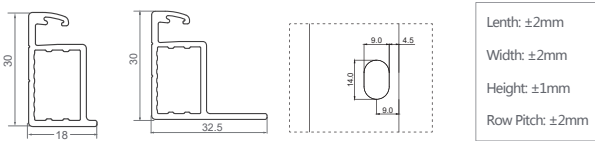
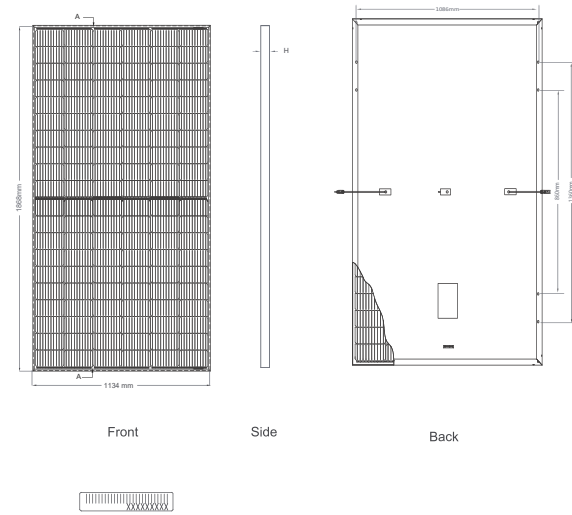
12 Year Product Warranty • 25 Year Linear Power Warranty
0.55% Annual Degradation Over 25 years



ISO9001:2015, ISO14001:2015, ISO45001:2018 certified factory

IEC61215, IEC61730 certified product

Engineering Drawings



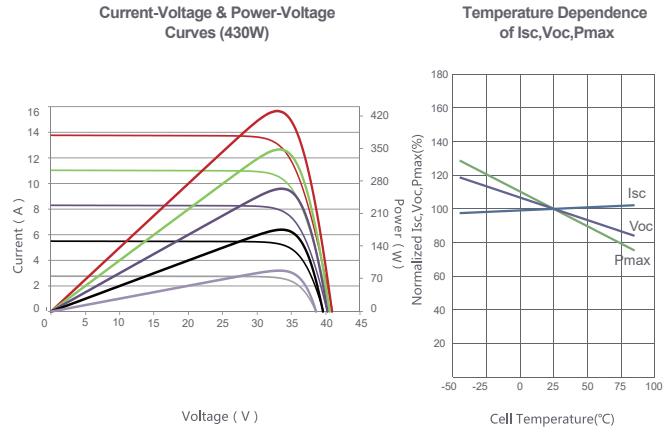
Length: $\pm 2\text{mm}$
 Width: $\pm 2\text{mm}$
 Height: $\pm 1\text{mm}$
 Row Pitch: $\pm 2\text{mm}$

Packaging Configuration

(Two pallets = One stack)

35pcs/pallets, 70pcs/stack, 840pcs/ 40'HQ Container

Electrical Performance & Temperature Dependence



Mechanical Characteristics

Cell Type	P type Mono-crystalline
No. of cells	120 (2×60)
Dimensions	1868×1134×30mm (73.54×44.65×1.18 inch)
Weight	24.2 kg (53.35 lbs)
Front Glass	3.2mm, Anti-Reflection Coating, High Transmission, Low Iron, Tempered Glass
Frame	Anodized Aluminium Alloy
Junction Box	IP68 Rated
Output Cables	TUV 1×4.0mm ² (+): 290mm, (-): 145 mm or Customized Length

SPECIFICATIONS

Module Type	JKM430M-6TL4		JKM435M-6TL4		JKM440M-6TL4		JKM445M-6TL4		JKM450M-6TL4	
	JKM430M-6TL4-V	JKM435M-6TL4-V	JKM440M-6TL4-V	JKM445M-6TL4-V	JKM450M-6TL4-V	JKM450M-6TL4-V	JKM450M-6TL4-V	JKM450M-6TL4-V	JKM450M-6TL4-V	
	STC	NOCT	STC	NOCT	STC	NOCT	STC	NOCT	STC	NOCT
Maximum Power (Pmax)	430Wp	320Wp	435Wp	324Wp	440Wp	327Wp	445Wp	331Wp	450Wp	335Wp
Maximum Power Voltage (Vmp)	33.47V	31.21V	33.65V	31.37V	33.82V	31.53V	34.00V	31.69V	34.17V	31.86V
Maximum Power Current (Imp)	12.85A	10.25A	12.93A	10.32A	13.01A	10.38A	13.09A	10.45A	13.17A	10.51A
Open-circuit Voltage (Voc)	40.57V	38.29V	40.75V	38.46V	40.92V	38.62V	41.10V	38.79V	41.27V	38.95V
Short-circuit Current (Isc)	13.53A	10.93A	13.61A	10.99A	13.69A	11.06A	13.77A	11.12A	13.85A	11.19A
Module Efficiency STC (%)	20.30%		20.54%		20.77%		21.01%		21.24%	
Operating Temperature(°C)	-40°C~+85°C									
Maximum system voltage	1000/1500VDC (IEC)									
Maximum series fuse rating	25A									
Power tolerance	0~+3%									
Temperature coefficients of Pmax	-0.35%/°C									
Temperature coefficients of Voc	-0.28%/°C									
Temperature coefficients of Isc	0.048%/°C									
Nominal operating cell temperature (NOCT)	45±2°C									

* STC: ☀ Irradiance 1000W/m² 📏 Cell Temperature 25°C ☁ AM=1.5
 NOCT: ☀ Irradiance 800W/m² 📏 Ambient Temperature 20°C ☁ AM=1.5 🌀 Wind Speed 1m/s